DTU Bibliotek

Denne fil er downloadet fra

Danmarks Tekniske Kulturarv

www.tekniskkulturarv.dk

Danmarks Tekniske Kulturarv drives af DTU Bibliotek og indeholder scannede bøger og fotografier fra bibliotekets historiske samling.

Rettigheder

Du kan læse mere om, hvordan du må bruge filen, på *www.tekniskkulturarv.dk/about*

Er du i tvivl om brug af værker, bøger, fotografier og tekster fra siden, er du velkommen til at sende en mail til *tekniskkulturarv@dtu.dk*

DTU Bibliotek Danmarks Tekniske Universitet | Anker Engelunds Vej 1 2800 Kgs. Lyngby | Tlf. 45 25 72 50 | bibliotek@dtu.dk www.bibliotek.dtu.dk

6 BILAG

til Lærebog i

VEJBYGNING
OG
KLOAKERING

Udgivet paa Den kongelige Veterinær- og Landbohøjskoles Foranstaltning

af

C. L. Feilberg

Løse Dobbeltplaner

København
1919

625.70
Stf.

TEKNISK BIBLIOTEK

Plan 1.

Gade- og Vejprofiler.

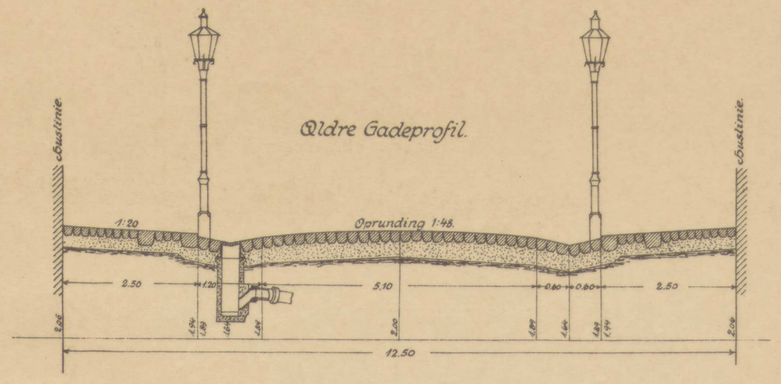

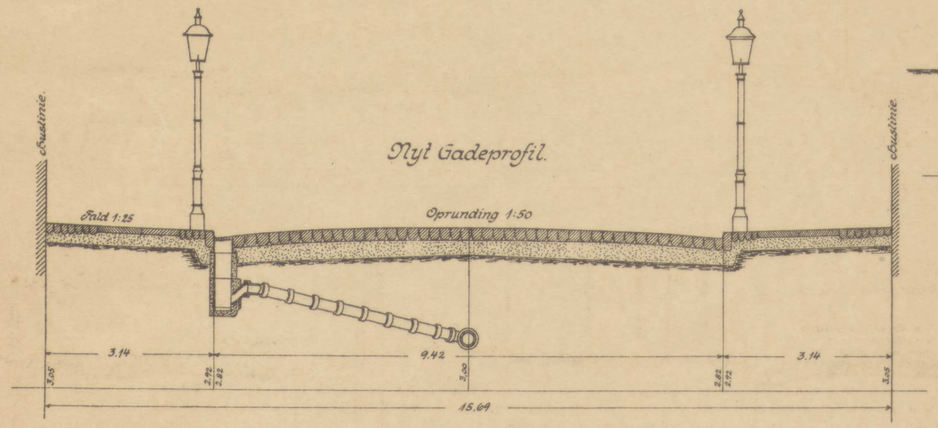



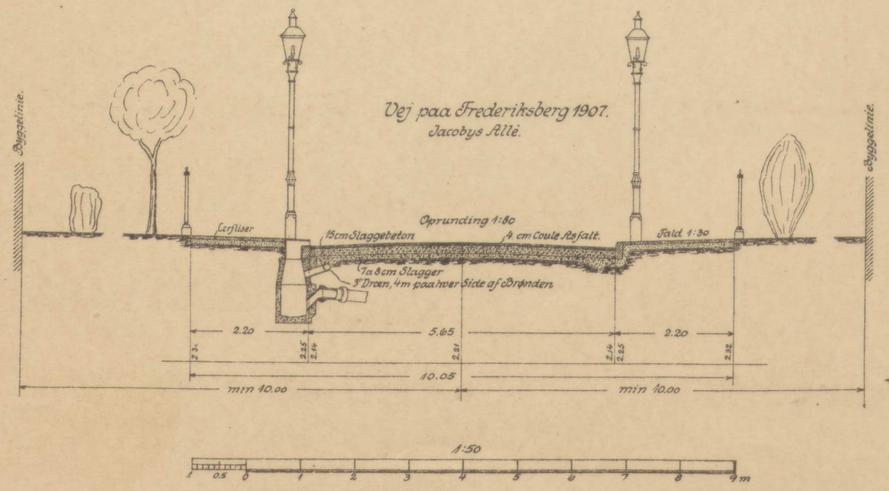

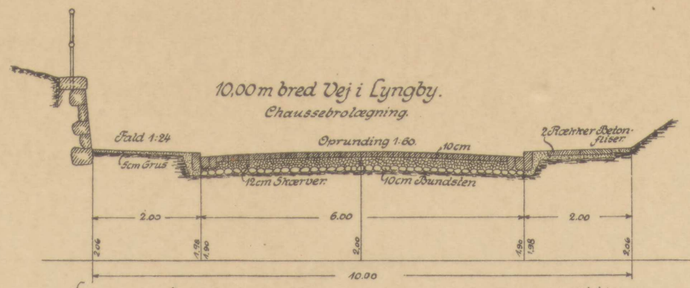

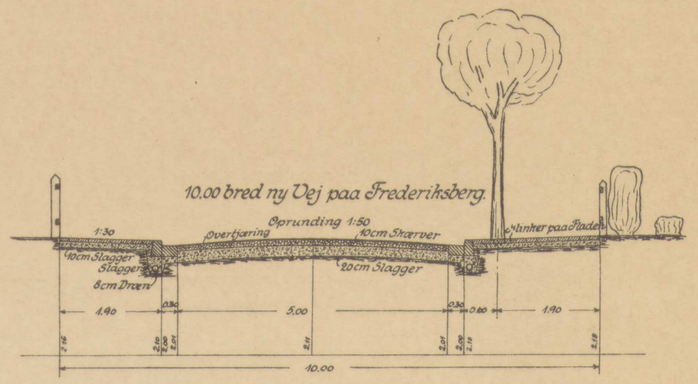

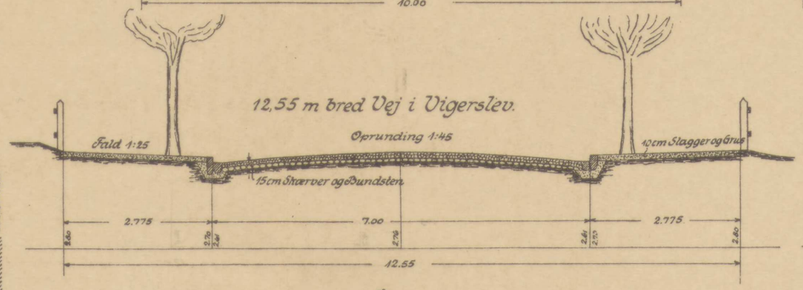



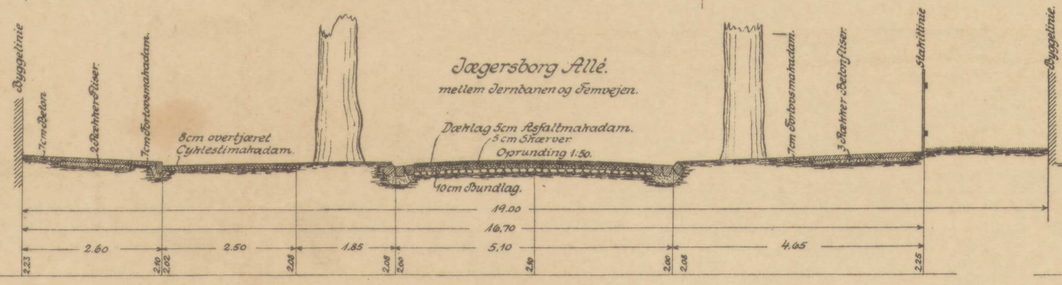

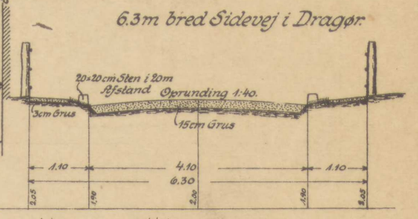

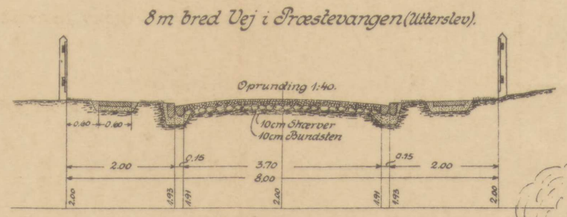

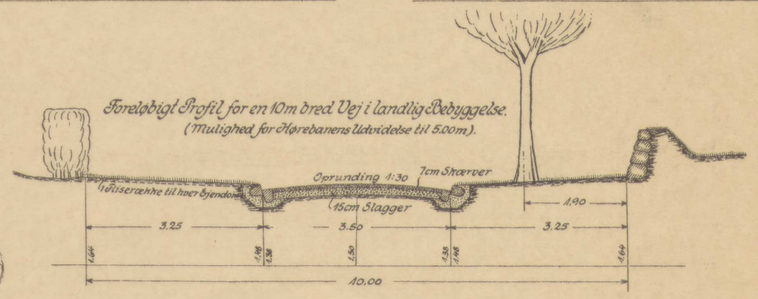





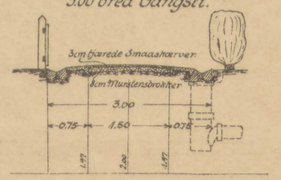

Ubenævnte Maal og Koter i m

Den kgl. Vetr.- og Landbohøjskoles Tegnesal 1919.

Samlet og tegnet af Assistent Ing. M. Borch.

TEKNISK BIBLIOTEK

2

Landevejsprofiler.

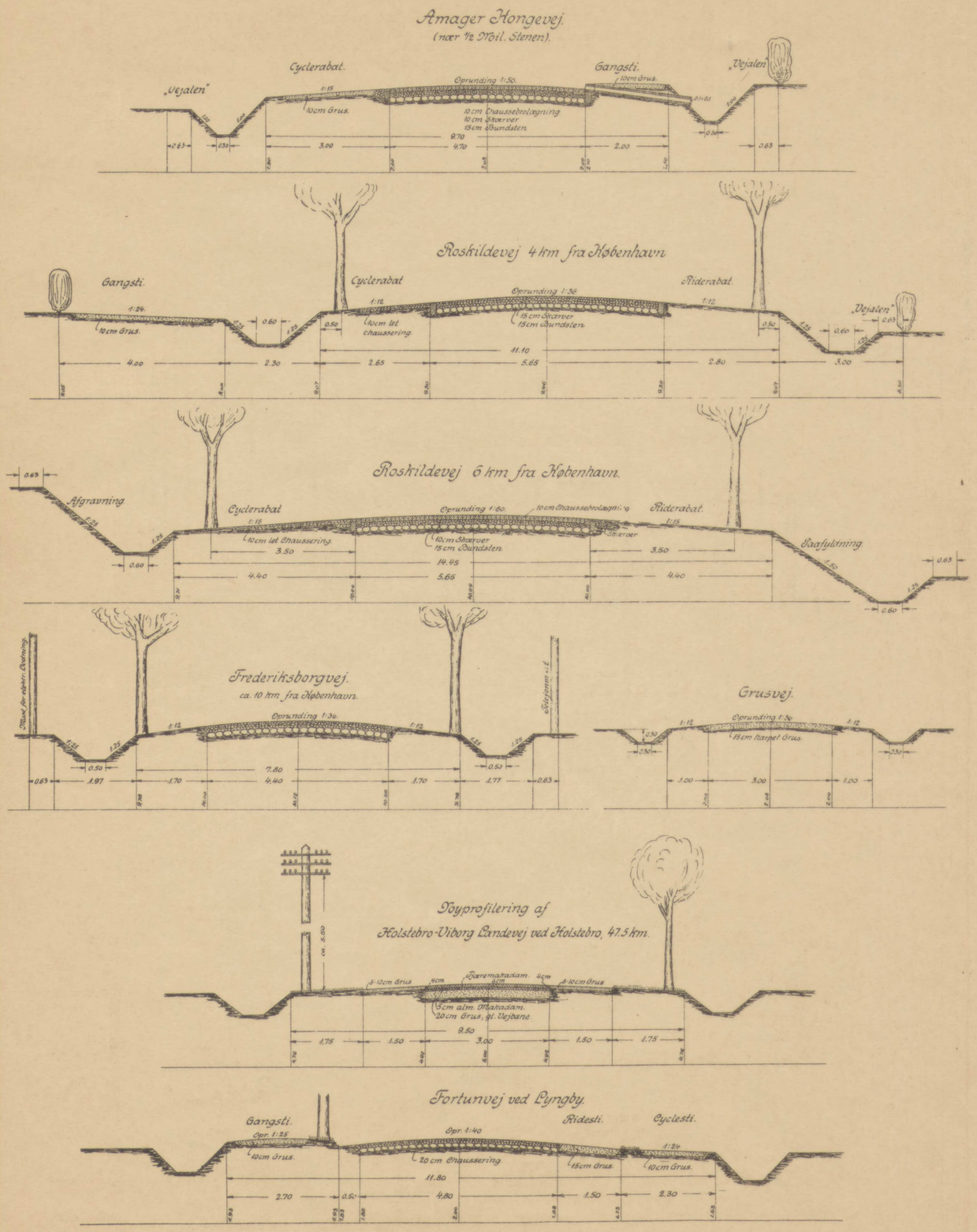

(Efter Oplysninger af de paagældende Steders Vejvæsen).

Spildevandsplaner.

Blandet System.

Plan 2.

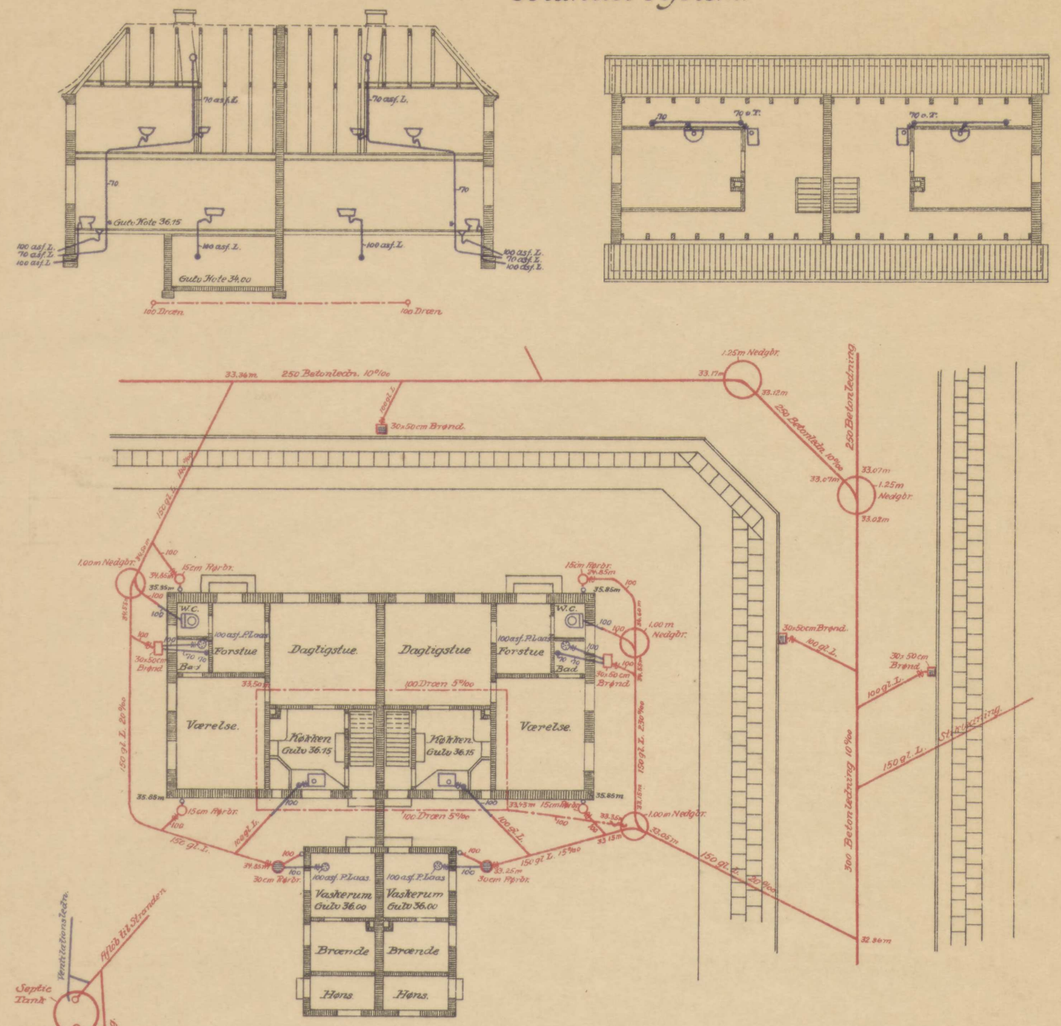

Separat System.

Kælderplan.

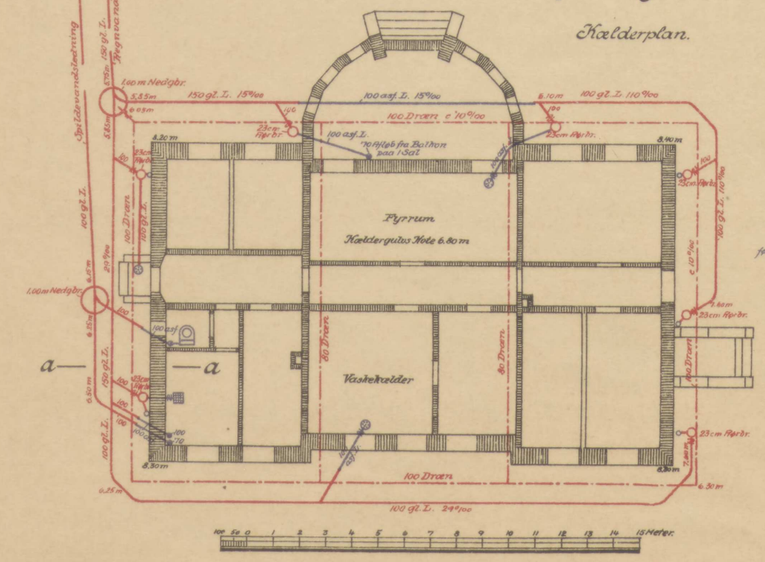

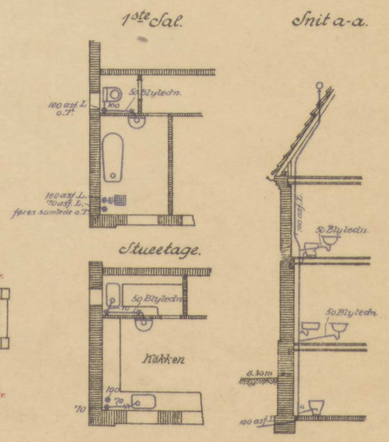

Den kgl. Vetr.- og Landbohøjskoles Tegnesal 1919
Tegnet af Assistent Ing. M. Borch.

TEKNISK BIBLIOTEK 3

Støbejernsrør til Spildevand.

Fabrikeret af De forenede Jernstøberier efter Københavns Kommunes Regulativ.

Faldrør.
1:5.



Muffesamling.

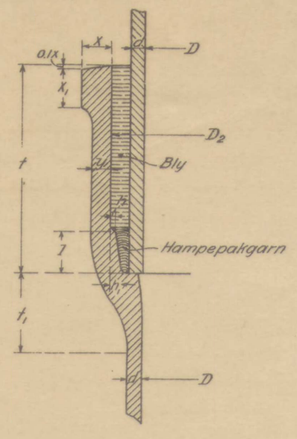

D	70	100	150
d	4	5	5
D_2	92	124	176
x	10	11	11
y	6	7	7
x_1	13	14	14
t	70	75	80
l	14	15	16
h	2	2	2
h_1	4	4	4
t_1	27	29	33
L norm.	2000	2000	2000
L min	150	150	150
Vægt pr. 2m	14,3	25,0	37,4

Tagafslutning

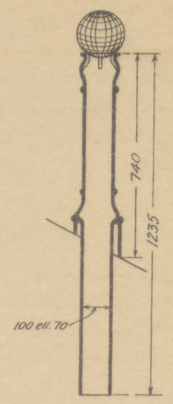

Reduktionsrør.

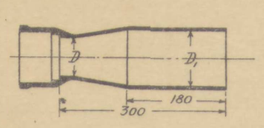

D	70	100
D_1	100	150
Vægt	5.4	8,5

Overgangsrør m. Muffe for Lerrør.

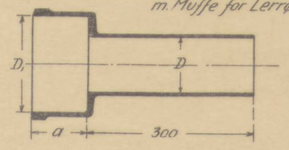

D	100	150
D_1	175	230
a	100	105
Vægt	7.0	10.5

Bøjninger

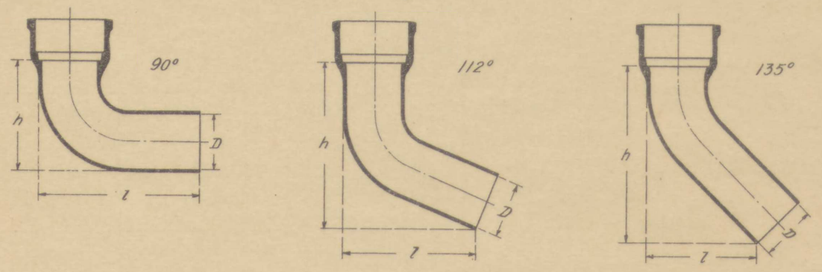

Bøjning	90°			112°				135°		
D	70	100	150	70	100	100	150	70	100	150
h	165	200	250	220	300	340	320	290	320	360
l	240	290	340	240	240	415	280	180	200	160
Vægt i kg.	3.7	6.5	11.5	3.3	6.5	8.7	11.5	3.0	6.2	10

Grenrør 90°

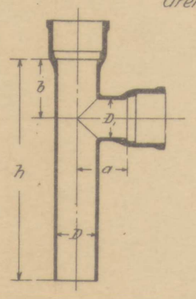

D	70	100	100
D_1	70	70	100
h	400	340	340
a	90	100	100
b	105	95	105
Vægt	5.6	7.5	9.0

Grenrør 135°

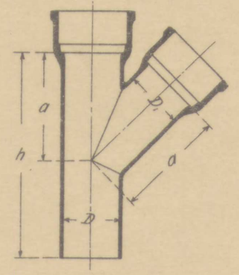

D	70	100	100	150	150
D_1	70	70	100	100	150
h	370	370	370	500	500
a	140	160	200	220	260
Vægt	5.2	8.6	10.5	18.0	20.0

Grenrør 112°

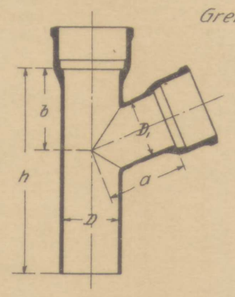

D	70	100	100	150	150	150
D_1	70	70	100	70	100	150
h	370	370	370	500	500	500
a	110	160	150	130	170	210
b	110	110	150	120	170	210
Vægt	5.9	8.7	10,3	14.3	17.5	19.0

Klosetgrenrør.

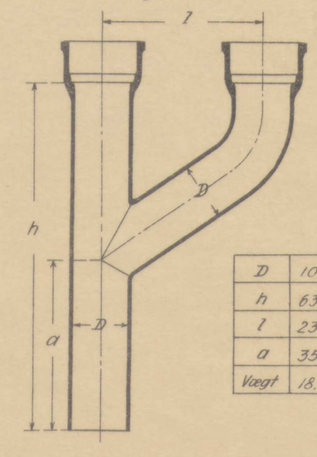

D	100	100	100
h	630	630	630
l	230	290	340
a	350	310	290
Vægt	18.0	19.0	20.0

90° P-Vandlaas for Gulvafløb.

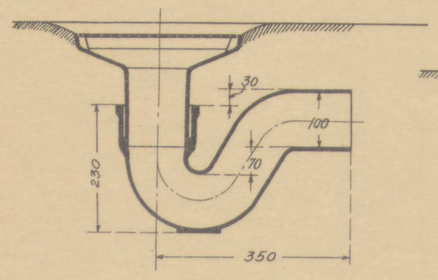

112° P-Vandlaas for Gulvafløb.

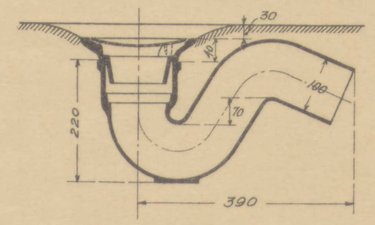

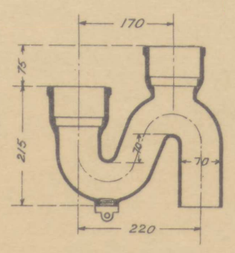

180° S-Vandlaas
med Ventilationsmuffe og Renseskrue.

Renserør.

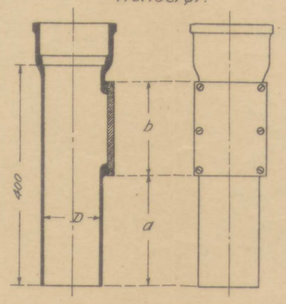

D	70	100
a	210	200
b	160	170
Vægt	6.2	11.0

Etagebøjning

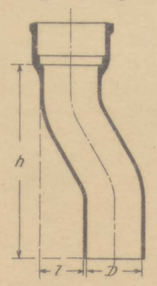

D	70	70	70	100	100	100	100
h	315	315	315	350	350	350	350
l	80	130	210	80	130	210	250
Vægt	3.6	4.1	4.3	6.8	7.5	7.7	9.1

Maal i mm, Vægt i kg.

Den kgl. Vetr.- og Landbohøjskoles Tegnesal
Opmaalt og tegnet 1918 af Assistent, Ing. M. Borch.

TEKNISK BIBLIOTEK

Saltglasserede Lerrør m.m.

Fabrikationssted: Wallakra, Sverrig (Hans og Jørgen Larsen).

Lige Rør.

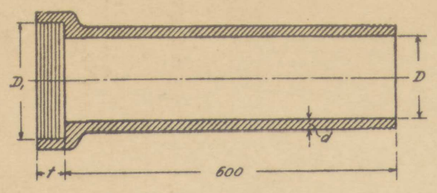

D	75	100	150	225	300
D_1	130	150	210	295	370
d	15	17	20	25	28
t	45	45	50	60	60
Vægt: 1 Stk	6	8	14	24	36

Muffesamling.

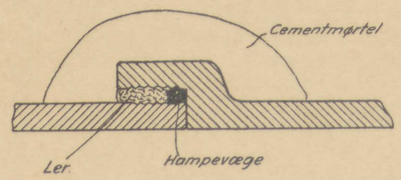

Bøjninger.

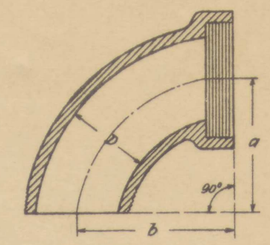

D	75	100	150	225	300
a	240	240	240	330	340
b	280	280	290	350	460
Vægt	4	6	10	20	35

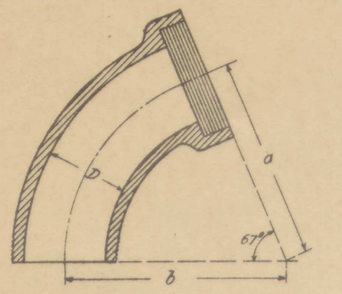

D	75	100	150	225	300
a	330	330	370	400	400
b	360	360	400	420	450
Vægt	4	6	10	20	35

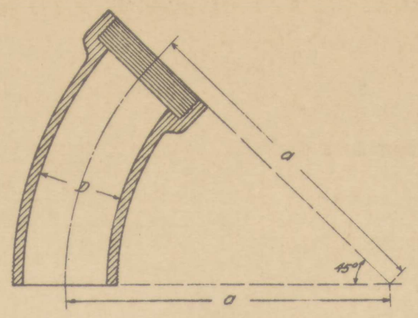

D	75	100	150	225	300
a	380	670	590	750	840
Vægt	4	6	10	20	35

P.-Vandlaas

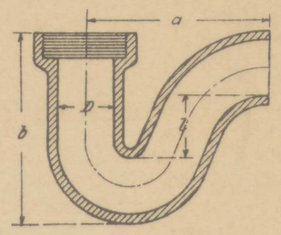

D	150	100	75
l	70	115	75
a	440	330	280
b	400	345	250
Vægt	18	10	6

Grenrør, 135°

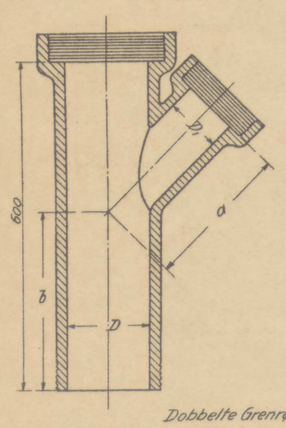

D	300	300	300	225	225	150	150
D_1	225	150	100	150	100	150	100
a	450	420	390	370	330	320	270
b	130	210	240	130	200	200	320
Vægt	45	45	45	30	30	19	18
D	100	100	100	100	75	75	
D_1	100	100	75	75	75	75	
a	230	230	180	210	220	180	
b	340	160	270	370	400	260	
Vægt	10	10	10	10	7	7	

Dobbelte Grenrør 150×100, 100×100 og 75×75, samme Dimensioner som enkelte.

Grenrør, 90°

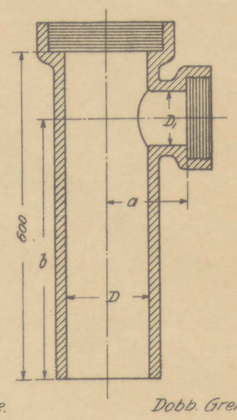

D	300	300	300	225	225
D_1	225	150	100	150	100
a	230	230	230	190	190
b	360	440	450	440	450
Vægt	45	45	45	30	30
D	150	150	100	100	75
D_1	150	100	100	75	75
a	145	145	120	120	100
b	450	475	480	455	500
Vægt	18	18	10	10	7

Dobb. Grenrør 100×100, 100×75 og 75×75, samme Dim. som enkelte.

Spidsrør.

d	150	100	75
D	225	150	100
Vægt	18	10	7

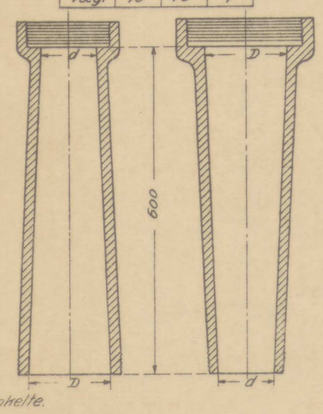

Lukket Interceptor (Vægt 30 kg)

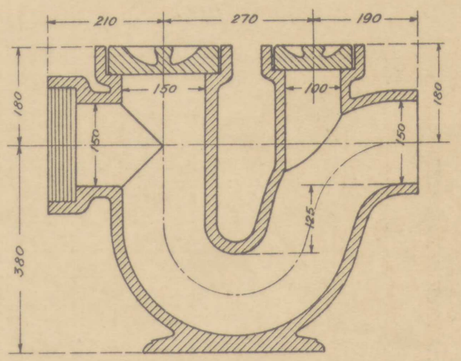

Aaben Interceptor (Vægt 30 kg)

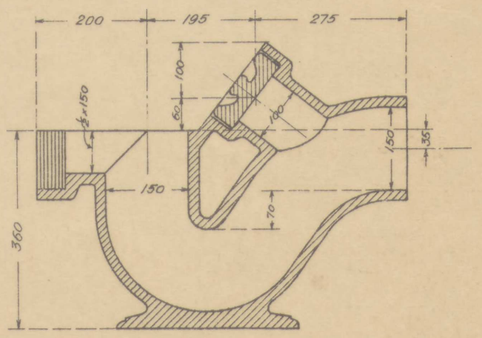

Gaardbrønd med Rist.

Vægt af Bundstykke 48 kg.

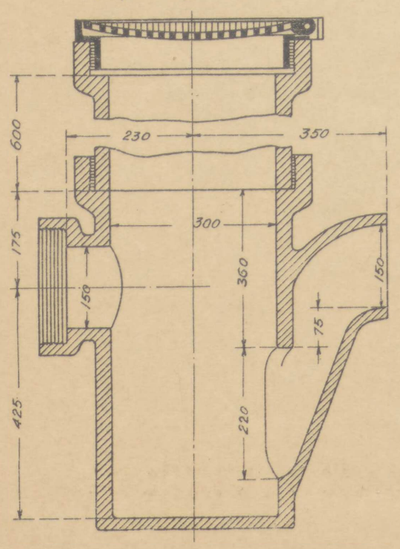

Rørbrønd.

Vægt af Bundstykke 40 kg.

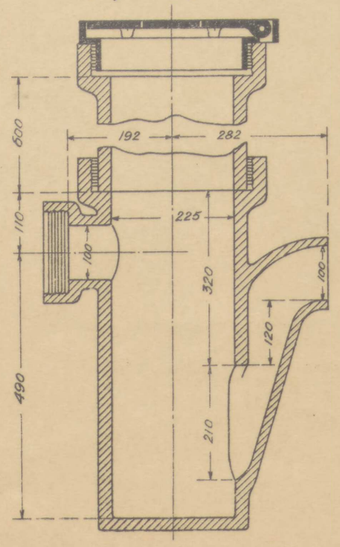

Tagvandsrør

Vægt 19 kg.

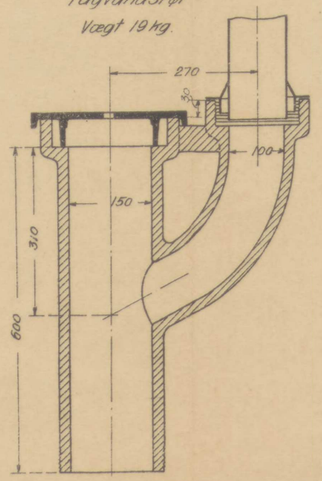

Vandlaas til Indstøbning i Betonbrønd.

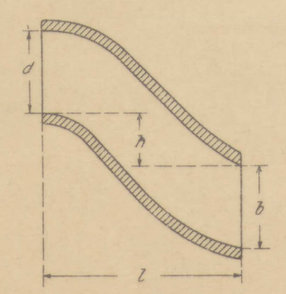

d	100	150
b	170	150
h	100	100
l	260	360
Vægt	9	13

Maal i mm, Vægte i kg.

Den kgl. Vetr.- og Landbohøjskoles Tegnesal.
Opmaalt og tegnet 1918 af Assistent, Ing. M. Borch.

TEKNISK BIBLIOTEK

Rør og Brønde af Beton.

Cirkulære Mufferør.
(efter Ingeniørforeningens Normer).

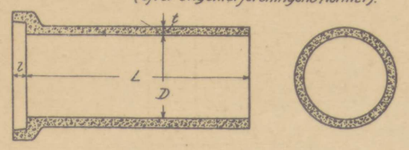

Muffe.

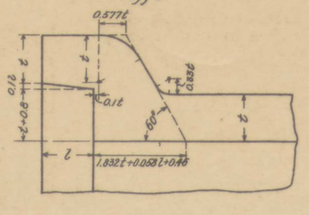

D	10	15	20	25	30	35	40	45	50	55	60
t	2.0	2.4	2.8	3.2	3.5	3.7	4.0	4.5	5.0	5.5	6.0
l	5	5	5	5	5	6	6	6	6.5	6.5	6.5
L	60	60	80	80	80	80	80	80	100	100	100
Brudbel. kg.	1100	1100	1500	1500	1500	1500	1500	1700	2400	2600	2800
Vægt kg/Stk.	11	20	39	54	71	85	106	136	205	250	280

Muffesamling.

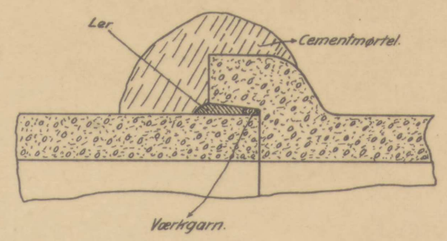

Bøjninger, 90° og 45°.

(Opmaalt hos Entreprenør Jens Hansen, Fasanvej).

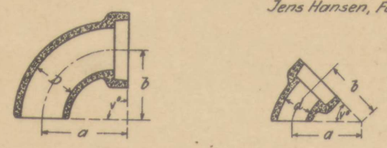

V°	90	90	45
D	10	15	10
a	23	31	25
b	19	25	21
Vægt	6	14	4

Grenrør 45°

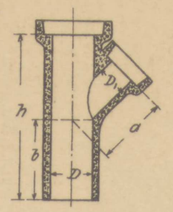

D	23	15	10
D₁	10	10	10
a	31	26	23
b	17	28	30
h	60	60	60
Vægt	43	25	14

Nedgangsbrønd.
(færdigstøbte Ringe og Kegle)
(til let Kørsel)

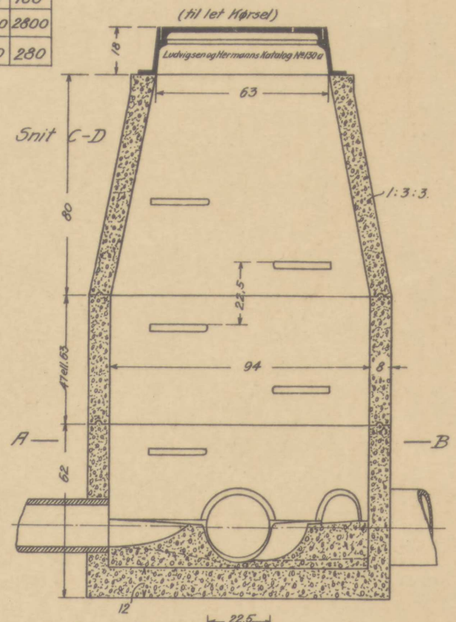

Vægt pr. m af Højden 540 kg

Nedgangsbrønd.
(støbt paa Stedet)
(til svær Kørsel)

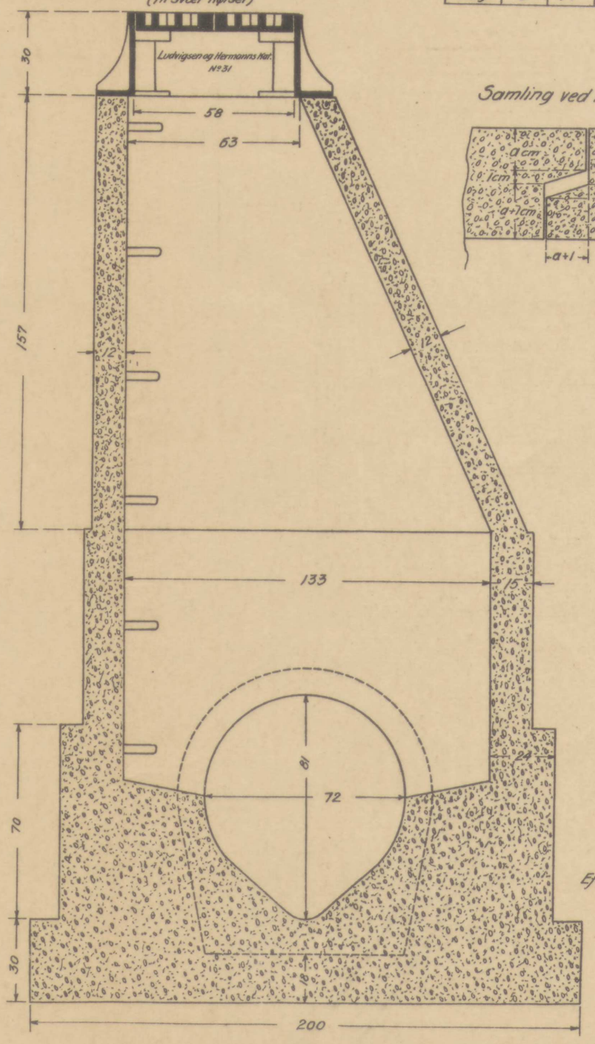

Husbrønd.

Smedejernsrist til svær Kørsel — Ludvigsen og Hermanns Katalog Nr. 10.

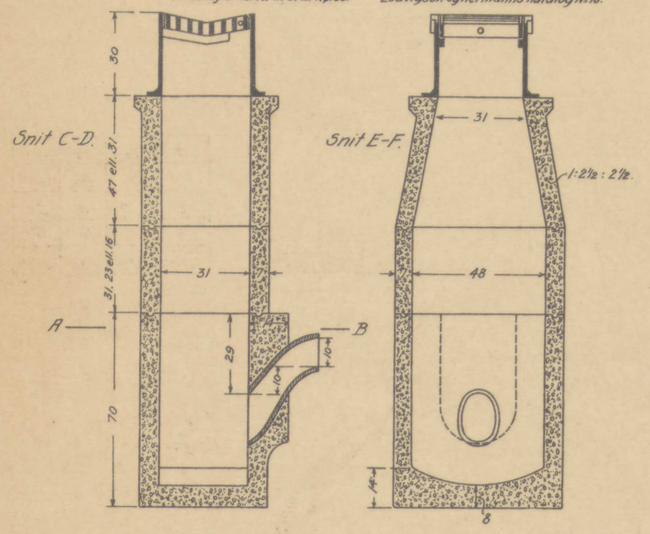

Vægt pr. m af Højden 250 kg

Opmaalt hos Hans og Jørgen Larsen.

Snit A-B.

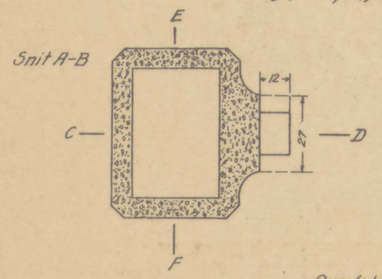

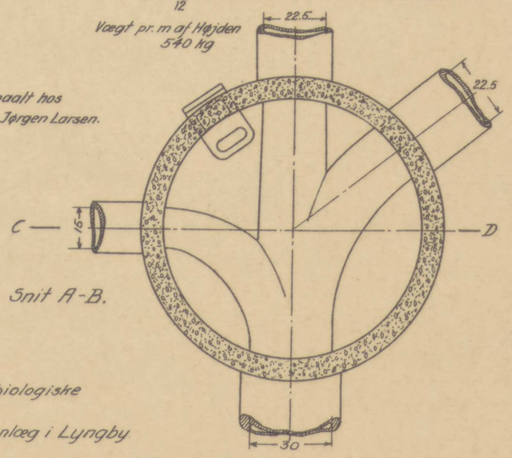

Samling ved Fals.

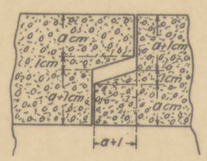

Falsrør.
(Opmaalt hos Hans og Jørgen Larsen)

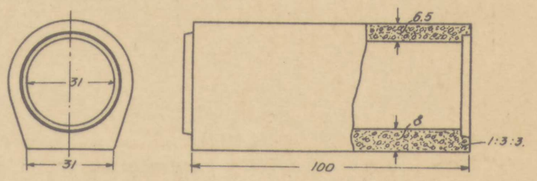

Vægt 185 kg

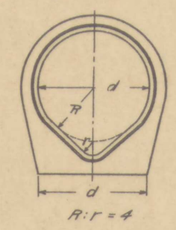

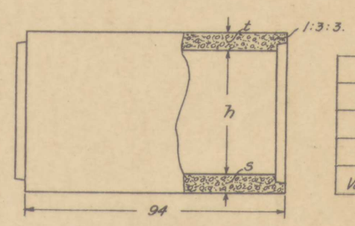

d	72	56	40
h	81	63	45
t	10	8	6.5
s	15	12	10
Vægt	720	450	240

314 × 212 cm æggestensformet Kloakledning.
(Gaasebæksrendens Regulering)

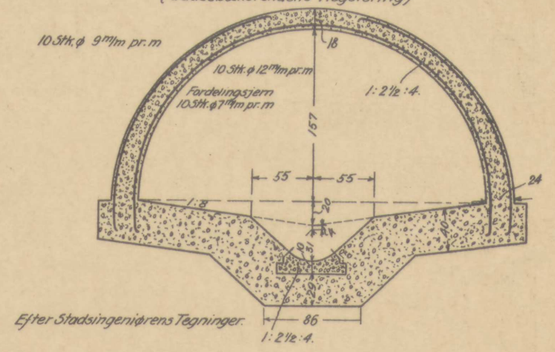

Efter Stadsingeniørens Tegninger.

Maal i cm
Vægte i kg

Overfald ved Indløbet til det biologiske Rensningsanlæg i Lyngby.

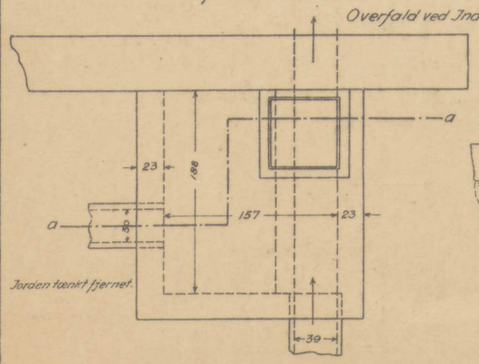

Jorden tænkt fjernet.

Snit a-a.

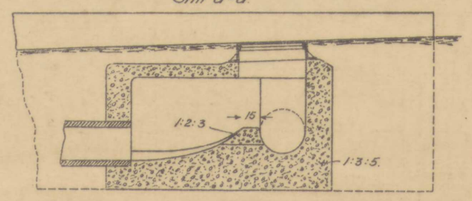

Monierrør (De danske Statsbaner).

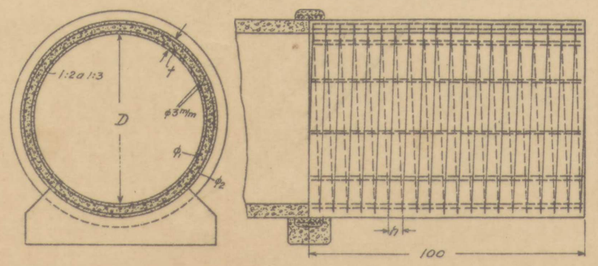

Diam. D cm	40	50	60	80	100
Godstykkelsen i mm	40	45	50	55	60
Antal Par 3 m/m Fordelingsjern	8	11	11	12	14
ϕ1 m/m	3	3	5	5	5
ϕ2 m/m	3	3	3	5	5
h i cm (max)	5	5	5	5	4.5
Rørets Vægt kg	132	185	240	356	480

Fedtsamler.

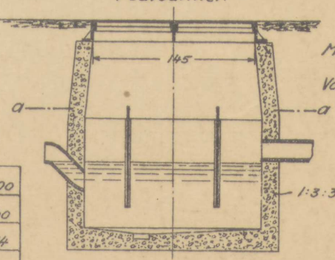

Maal i cm
Vægt i kg.

Snit a-a.

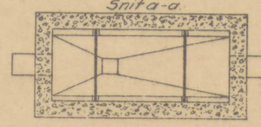

Den kgl. Veterinær og Landbohøjskoles Tegnesal.
Opmaalt og tegnet 1918
af Assistent, Ing. M. Barch.

TEKNISK BIBLIOTEK

Anordning for Afledning af Husspildevand.

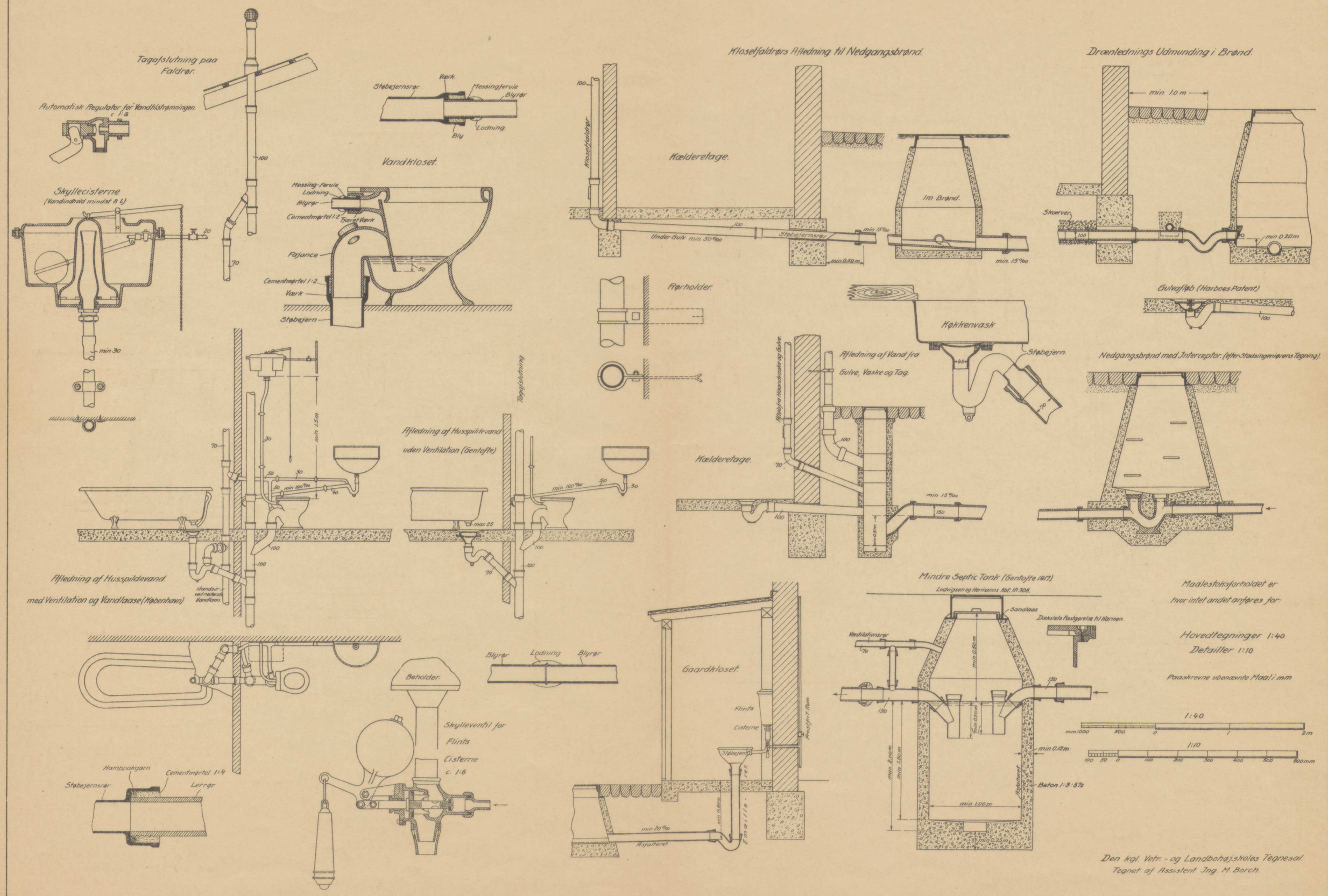

Den kgl. Vetr.- og Landbohøjskoles Tegnesal.
Tegnet af Assistent Ing. M. Borch.

DTV Danmarks Tekniske Videncenter Teknologihistorisk Samling

TB
625.70
Fei
461359
1919
300197597
DTV